


Theme #4
Abstraction

Abstract art varies from simplified images based on natural forms to completely nonobjective or nonrepresentational works. An abstract drawing can be achieved by simplifying, distorting or exaggerating forms as well as by creating marks derived purely from the imagination. An abstract work, whether based in nature or completely nonrepresentational, explores the expressive and aesthetic dimensions of formal elements like line, shape, color and composition.

Project	Instructions	Supplies
Mystery objects	Each student will receive a paper bag with a mystery object inside – don't look inside the bag!	Drawing paper
	Draw the object as you feel it inside the bag	Pencils or crayons
	Don't insist on making a precise rendering. Instead, allow the expression of shape, volume and texture	
Abstract studies	You will see a series of images for about 60 seconds each	Drawing or sketch paper (smaller sized paper will probably work best, or you may make your sketches on one large sheet)
	From each image, find a line, texture or shape that interests you and sketch it	Pencil
Abstraction from nature	Create a work composed of the fragments from your abstraction studies	Student's choice
	Be sure to consider composition, line, value, and texture	Tracing paper or Mylar? Colored pencils or markers?
Nonrepresentational abstraction	Create a work composed of lines, values, shapes and textures completely derived from your imagination	Student's choice
	Be sure to consider balance, movement and expressive gesture	Pen and ink?
		Collage elements?




Arshile Gorky. Nighttime, Enigma, and Nostalgia. 1931 - 2.



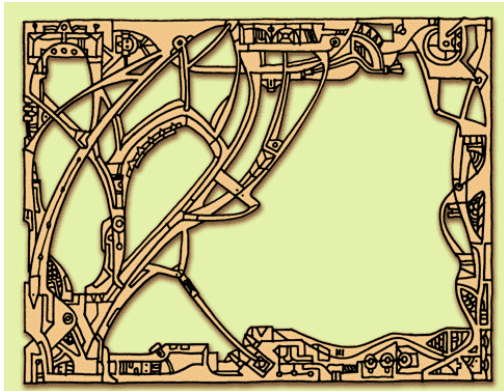
Willem de Kooning. Seated Woman. 1952.



Pablo Picasso. Guernica. 1937.



Jean-Michel Basquiat. Untitled (Skull). 1981.




<http://www.artgraphics.szm.sk/ft1.htm>



Roger Shimomura. Untitled. 1984.



Cy Twombly. Criticism. 1955.



Julie Mehretu. Untitled. 2000.